

INSTRUMENT

Gauge Root Valve VG



Features

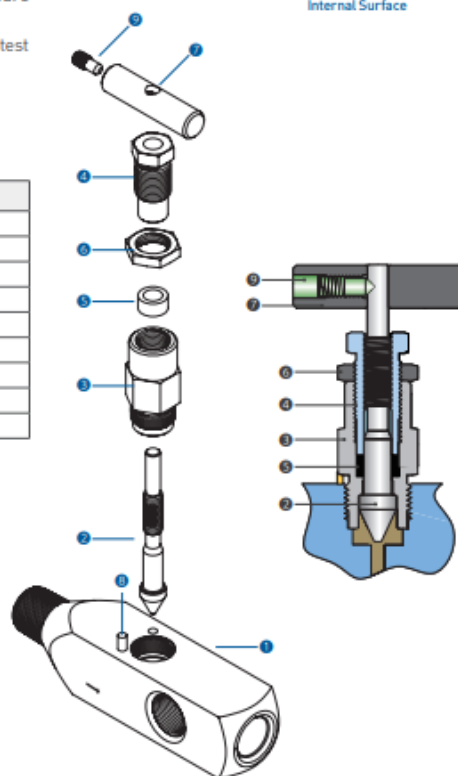
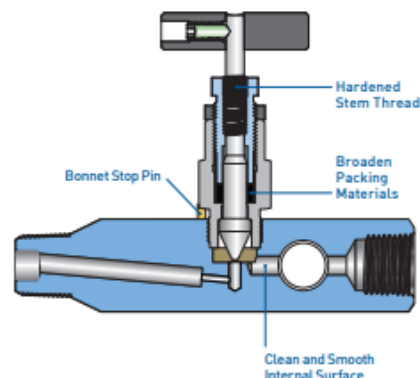
Pressure rating up to 6000psig (413bar) @38°C (100°F)
 Temperature rating from -53°C (-65°F) to 232°C (450°F)
 with standard PTFE packing, up to 648°C (1200°F) with Grafoil packing
 Hardened stem threads and one piece of bar stock body for long cycle life
 Bonnet stop pin prevents accidental handle back-out
 Multiple outlets for accommodation of a variety of gauge positions

Application

A safe and economical method of installing pressure switches, gauges and differential transmitters
 Block and bleed for purge valve, sampling line and test pressure source

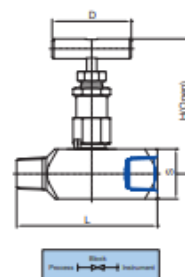
Materials of Construction

No.	Description	Materials
1	Body	316SS
2	Stem	316SS
3	Bonnet	316SS
4	Spindle Bushing	316SS
5	Packing	PTFE
6	Jam Nut	316SS
7	Bar Handle	304SS
8	Stop Pin	304SS
9	Set Screw	304SS



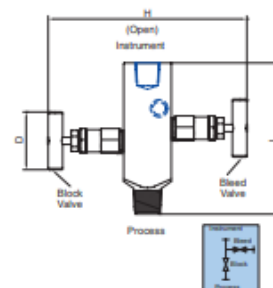
VG series

Gauge Valve



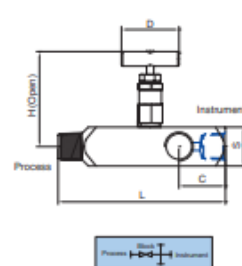
VG2 series

2 Gauge Valve



VGR series

Gauge Root Valve



Ordering Information & Dimensions

Part No.		End Connections		Dimensions (mm)				
		Inlet	Outlet	L	C	S	H	D
VG	MF-08N-SS	1/2" Male NPT	1/2" Female NPT	90.0	36.2	32.0	87.0	50.6
	MF-12N08N-SS	3/4" Male NPT		178.0		38.1	180.0	
VG2	MF-08N-SS	1/2" Male NPT		137.0	38.1	32.0	87.0	
	MF-12N08N-SS	3/4" Male NPT		184.0		32.0	87.0	
VGRE	MF-08N-SS	1/2" Male NPT						
	MF-12N08N-SS	3/4" Male NPT						

VGRE - Extended body gauge root valve. L is only longer than VGR series.

Grafoil packing is available as option. To order, add **-GF** to the end of part number.
 Alloy 400/Monel is available upon request. But, it is not applicable 260°C [500°F].

Sour Environment Services

UNILOK valves comply with NACE MR-0175/ISO 15156 for sour oilfield application or NACE MR-0103 for petroleum refining operations.
 To order, add **-N** to the end of part number.

Cleaning

UNILOK valves are free from machine oils, loose particles and grease throughout the close cleaning process.

Testing

Every valve is 100% factory tested with air and nitrogen at 1000psig(69bar) for leakage at the seat and packing. Each test is performed to a maximum allowable leak rate of 0.1scc/min.

Important Notification

Proper installation, materials compatibility, operation and maintenance of these valves are the responsibility of the user. The total system design must be taken into consideration to ensure optimal performance and safety.
 The packing adjustment may be required during the valve's service life.

INSTRUMENT

Bleed Valve VL



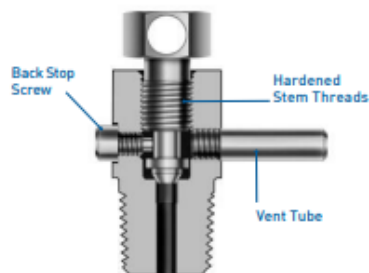
Features

Pressure rating up to 10000psig (689bar) @38°C (100°F)
 Temperature rating from -53°C (-65°F) to 454°C (850°F)
 with 316SS

Hardened stem threads and stem for long cycle life

Back stop screw prevents accidental stem back-out

Vent tube directs excess liquid or gas from system lines



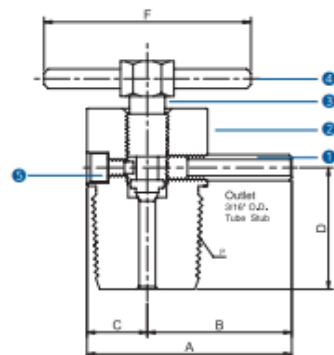
Application

Using with UNILOK Manifolds Valves or Gauge/Root

Valves not only to vent before disassemble of instrument device but also to calibrate control device easily

Materials of Construction

No.	Description	Materials
1	Vent Tube	316SS
2	Body	316SS
3	Stem	316SS
4	Handle(Optional)	304SS
5	Back Stop Screw	316SS



Ordering Information & Dimensions

Part No.		End Connections	Dimensions (mm)				
			A	B	C	D	F
VL	M-02N	1/8" Male NPT	34.0	23.9	10.4	19.1	51.8
	M-04N	1/4" Male NPT					
	M-06N	3/8" Male NPT	37.3	26.2	11.2	22.4	
	M-08N	1/2" Male NPT					

Bar Handle : add -B, VLM-08N-B-SS

Barbed Vent Tube : add -V, VLM-04N-V-SS

Important Notification

Proper installation, materials compatibility, operation and maintenance of these valves are the responsibility of the user. The total system design must be taken into consideration to ensure optimal performance and safety.